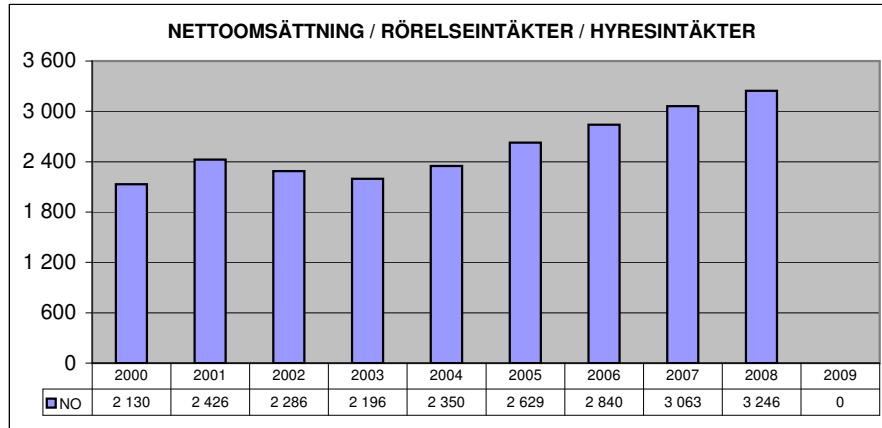


HISTORISKA EKONOMISKA DATA 2000-2008

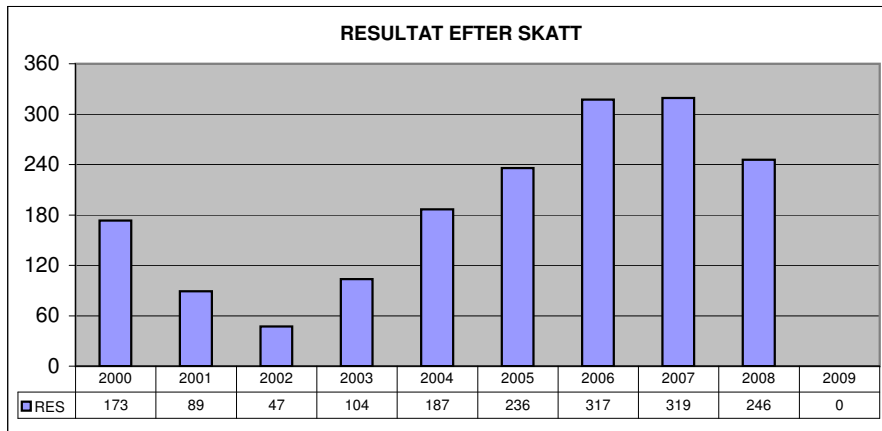
BELOPP MILJARDER SEK
ACKUMULERAT BOLAG
NASDAQ OMX NORDIC

| NO 2000 | NO 2001 | NO 2002 | NO 2003 | NO 2004 | NO 2005 | NO 2006 | NO 2007 | NO 2008 | NO 2009 |
|------------|------------|------------|------------|------------|------------|------------|------------|------------|------------|
| 2 130 | 2 426 | 2 286 | 2 196 | 2 350 | 2 629 | 2 840 | 3 063 | 3 246 | 0 |



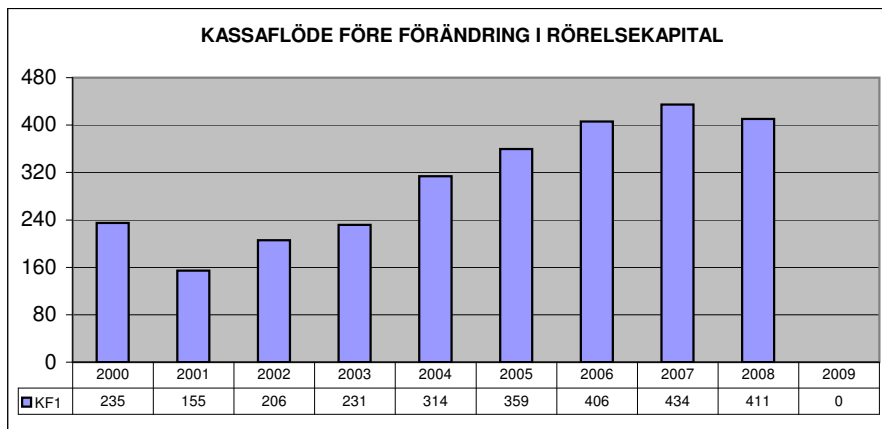
BELOPP MILJARDER SEK
ACKUMULERAT BOLAG
NASDAQ OMX NORDIC

| RES 2000 | RES 2001 | RES 2002 | RES 2003 | RES 2004 | RES 2005 | RES 2006 | RES 2007 | RES 2008 | RES 2009 |
|-------------|-------------|-------------|-------------|-------------|-------------|-------------|-------------|-------------|-------------|
| 173 | 89 | 47 | 104 | 187 | 236 | 317 | 319 | 246 | 0 |



BELOPP MILJARDER SEK
ACKUMULERAT BOLAG
NASDAQ OMX NORDIC

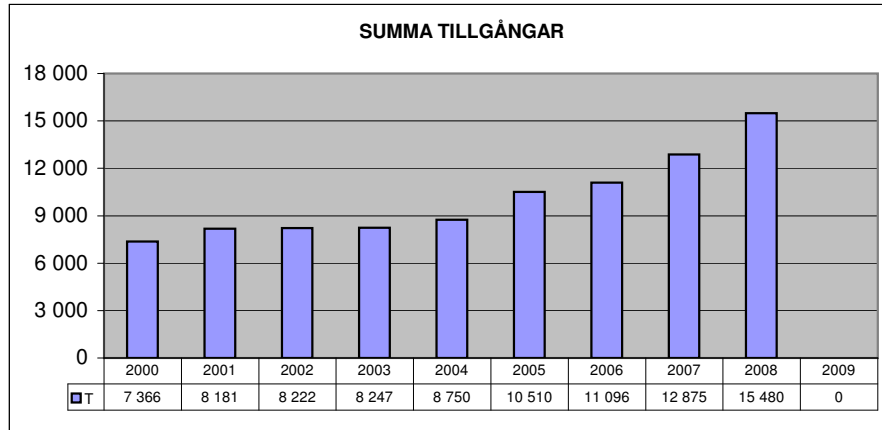
| KF1 2000 | KF1 2001 | KF1 2002 | KF1 2003 | KF1 2004 | KF1 2005 | KF1 2006 | KF1 2007 | KF1 2008 | KF1 2009 |
|-------------|-------------|-------------|-------------|-------------|-------------|-------------|-------------|-------------|-------------|
| 235 | 155 | 206 | 231 | 314 | 359 | 406 | 434 | 411 | 0 |



HISTORISKA EKONOMISKA DATA 2000-2008

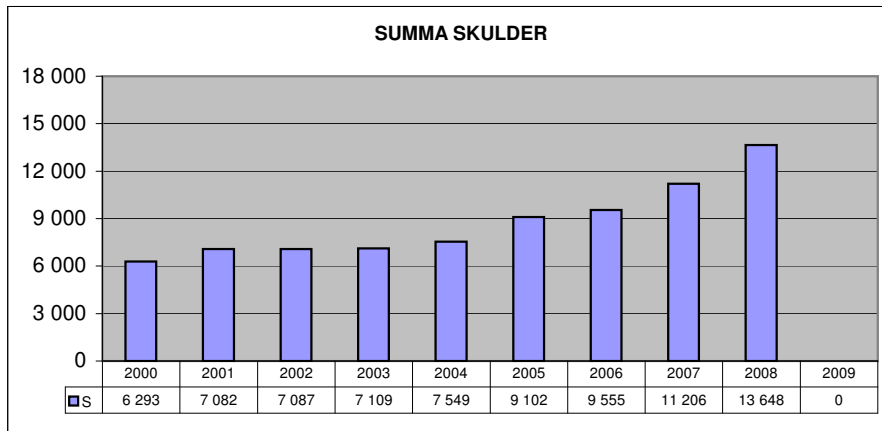
BELOPP MILJARDER SEK
ACKUMULERAT BOLAG
NASDAQ OMX NORDIC

| T | T | T | T | T | T | T | T | T | T | T |
|-------|-------|-------|-------|-------|--------|--------|--------|--------|------|---|
| 2000 | 2001 | 2002 | 2003 | 2004 | 2005 | 2006 | 2007 | 2008 | 2009 | |
| 7 366 | 8 181 | 8 222 | 8 247 | 8 750 | 10 510 | 11 096 | 12 875 | 15 480 | 0 | |



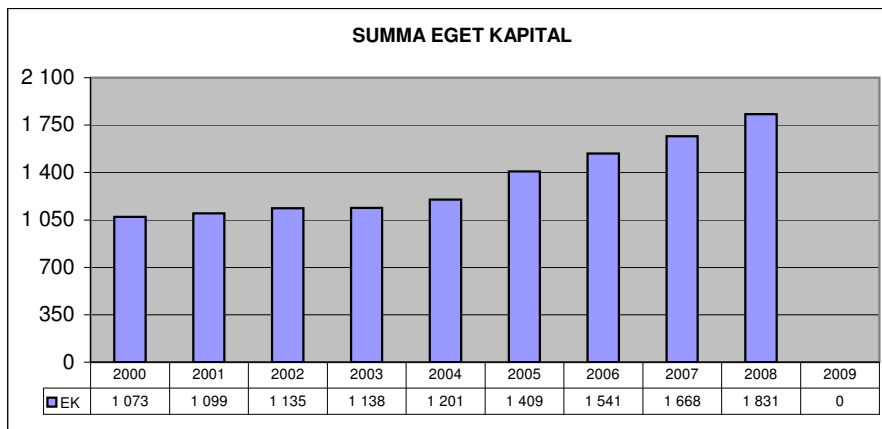
BELOPP MILJARDER SEK
ACKUMULERAT BOLAG
NASDAQ OMX NORDIC

| S | S | S | S | S | S | S | S | S | S | S |
|-------|-------|-------|-------|-------|-------|-------|--------|--------|------|---|
| 2000 | 2001 | 2002 | 2003 | 2004 | 2005 | 2006 | 2007 | 2008 | 2009 | |
| 6 293 | 7 082 | 7 087 | 7 109 | 7 549 | 9 102 | 9 555 | 11 206 | 13 648 | 0 | |



BELOPP MILJARDER SEK
ACKUMULERAT BOLAG
NASDAQ OMX NORDIC

| EK | EK | EK | EK | EK | EK | EK | EK | EK | EK | EK |
|-------|-------|-------|-------|-------|-------|-------|-------|-------|------|----|
| 2000 | 2001 | 2002 | 2003 | 2004 | 2005 | 2006 | 2007 | 2008 | 2009 | |
| 1 073 | 1 099 | 1 135 | 1 138 | 1 201 | 1 409 | 1 541 | 1 668 | 1 831 | 0 | |

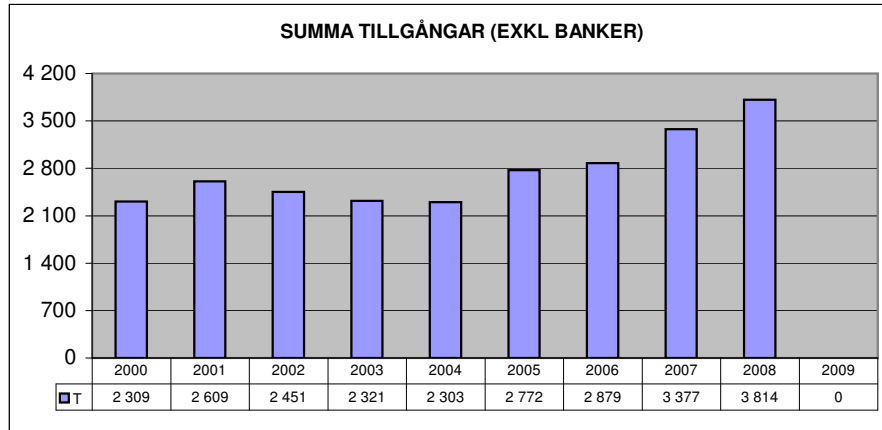


HISTORISKA EKONOMISKA DATA 2000-2008

BELOPP MILJARDER SEK

ACKUMULERAT BOLAG
NASDAQ OMX NORDIC
(EXKLUSIVE BANKER)

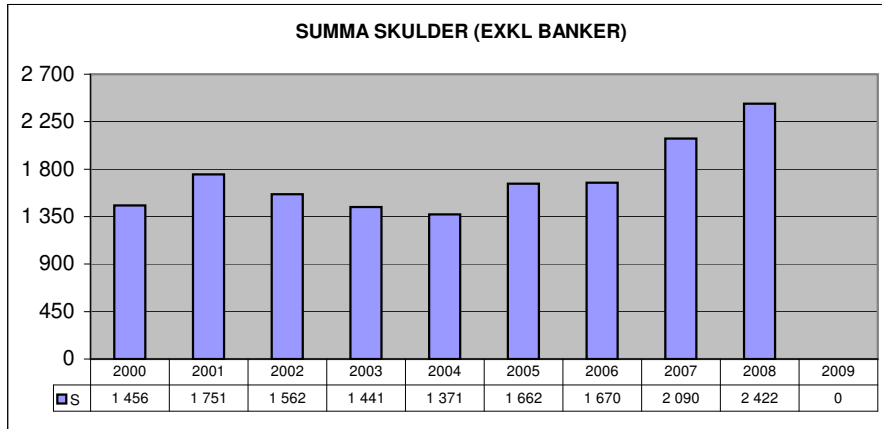
| T | T | T | T | T | T | T | T | T | T |
|-------|-------|-------|-------|-------|-------|-------|-------|-------|------|
| 2000 | 2001 | 2002 | 2003 | 2004 | 2005 | 2006 | 2007 | 2008 | 2009 |
| 2 309 | 2 609 | 2 451 | 2 321 | 2 303 | 2 772 | 2 879 | 3 377 | 3 814 | 0 |



BELOPP MILJARDER SEK

ACKUMULERAT BOLAG
NASDAQ OMX NORDIC
(EXKLUSIVE BANKER)

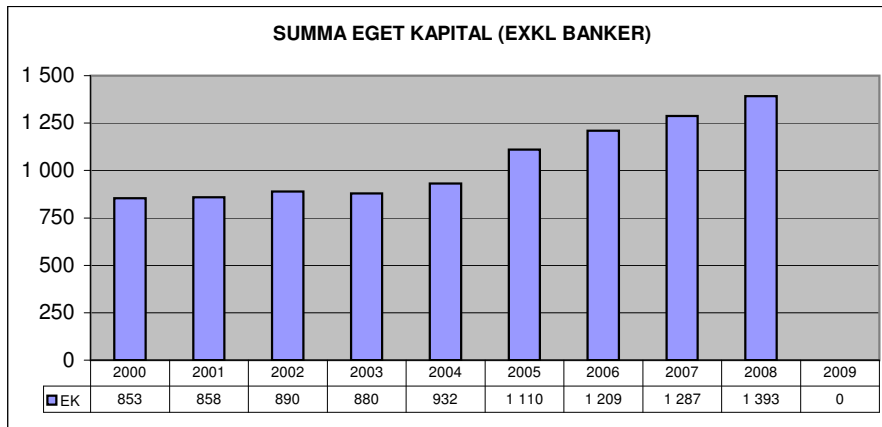
| S | S | S | S | S | S | S | S | S | S |
|-------|-------|-------|-------|-------|-------|-------|-------|-------|------|
| 2000 | 2001 | 2002 | 2003 | 2004 | 2005 | 2006 | 2007 | 2008 | 2009 |
| 1 456 | 1 751 | 1 562 | 1 441 | 1 371 | 1 662 | 1 670 | 2 090 | 2 422 | 0 |



BELOPP MILJARDER SEK

ACKUMULERAT BOLAG
NASDAQ OMX NORDIC
(EXKLUSIVE BANKER)

| EK | EK | EK | EK | EK | EK | EK | EK | EK | EK |
|------|------|------|------|------|-------|-------|-------|-------|------|
| 2000 | 2001 | 2002 | 2003 | 2004 | 2005 | 2006 | 2007 | 2008 | 2009 |
| 853 | 858 | 890 | 880 | 932 | 1 110 | 1 209 | 1 287 | 1 393 | 0 |

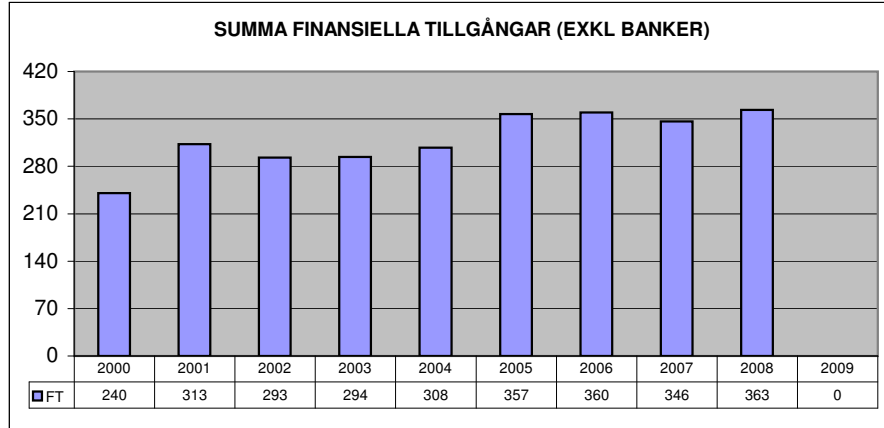


HISTORISKA EKONOMISKA DATA 2000-2008

BELOPP MILJARDER SEK

ACKUMULERAT BOLAG
NASDAQ OMX NORDIC
(EXKLUSIVE BANKER)

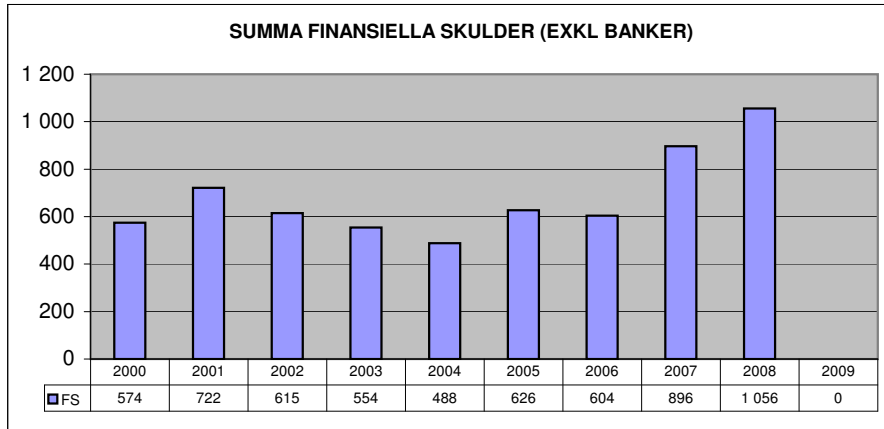
| FT | FT | FT | FT | FT | FT | FT | FT | FT | FT | FT |
|------|------|------|------|------|------|------|------|------|------|----|
| 2000 | 2001 | 2002 | 2003 | 2004 | 2005 | 2006 | 2007 | 2008 | 2009 | |
| 240 | 313 | 293 | 294 | 308 | 357 | 360 | 346 | 363 | 0 | |



BELOPP MILJARDER SEK

ACKUMULERAT BOLAG
NASDAQ OMX NORDIC
(EXKLUSIVE BANKER)

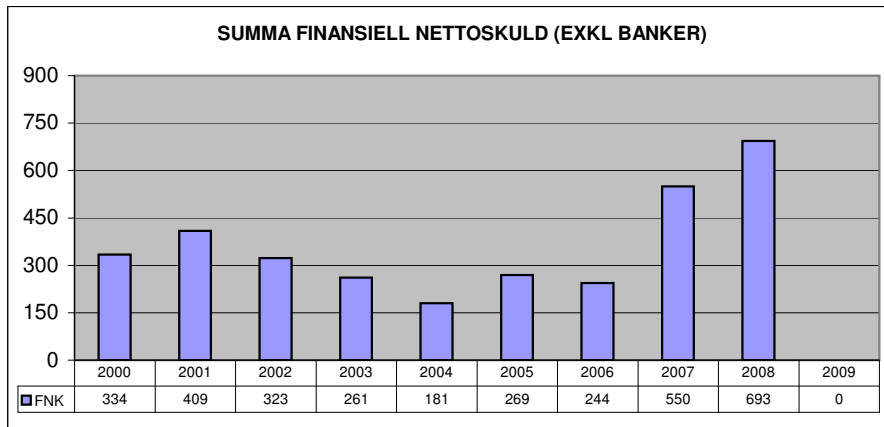
| FS | FS | FS | FS | FS | FS | FS | FS | FS | FS | FS |
|------|------|------|------|------|------|------|------|-------|------|----|
| 2000 | 2001 | 2002 | 2003 | 2004 | 2005 | 2006 | 2007 | 2008 | 2009 | |
| 574 | 722 | 615 | 554 | 488 | 626 | 604 | 896 | 1 056 | 0 | |



BELOPP MILJARDER SEK

ACKUMULERAT BOLAG
NASDAQ OMX NORDIC
(EXKLUSIVE BANKER)

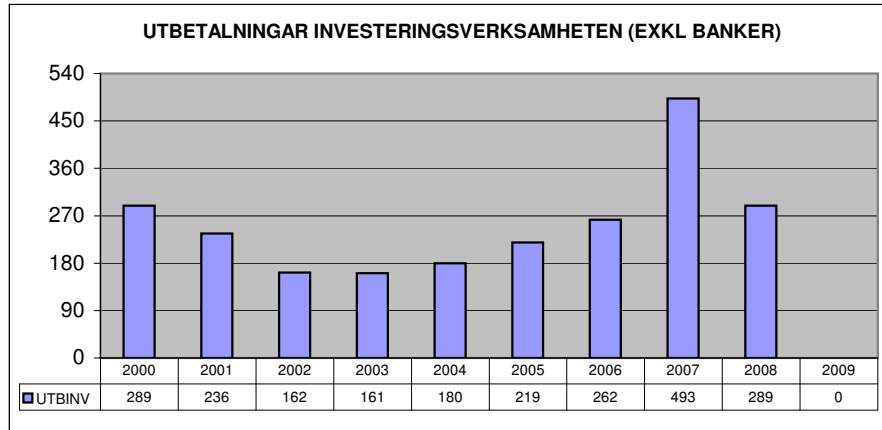
| FNS | FNS | FNS | FNS | FNS | FNS | FNS | FNS | FNS | FNS | FNS |
|------|------|------|------|------|------|------|------|------|------|-----|
| 2000 | 2001 | 2002 | 2003 | 2004 | 2005 | 2006 | 2007 | 2008 | 2009 | |
| 334 | 409 | 323 | 261 | 181 | 269 | 244 | 550 | 693 | 0 | |



HISTORISKA EKONOMISKA DATA 2000-2008

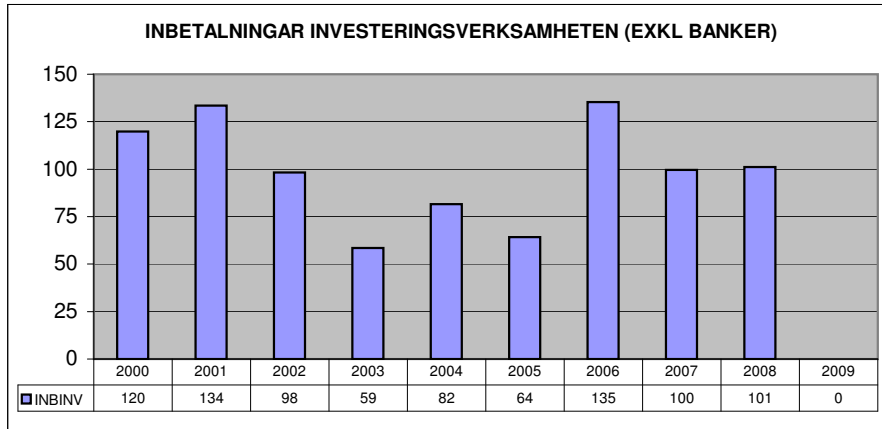
BELOPP MILJARDER SEK
ACKUMULERAT BOLAG
NASDAQ OMX NORDIC
(EXKLUSIVE BANKER)

| UTBINV 2000 | UTBINV 2001 | UTBINV 2002 | UTBINV 2003 | UTBINV 2004 | UTBINV 2005 | UTBINV 2006 | UTBINV 2007 | UTBINV 2008 | UTBINV 2009 |
|----------------|----------------|----------------|----------------|----------------|----------------|----------------|----------------|----------------|----------------|
| 289 | 236 | 162 | 161 | 180 | 219 | 262 | 493 | 289 | 0 |



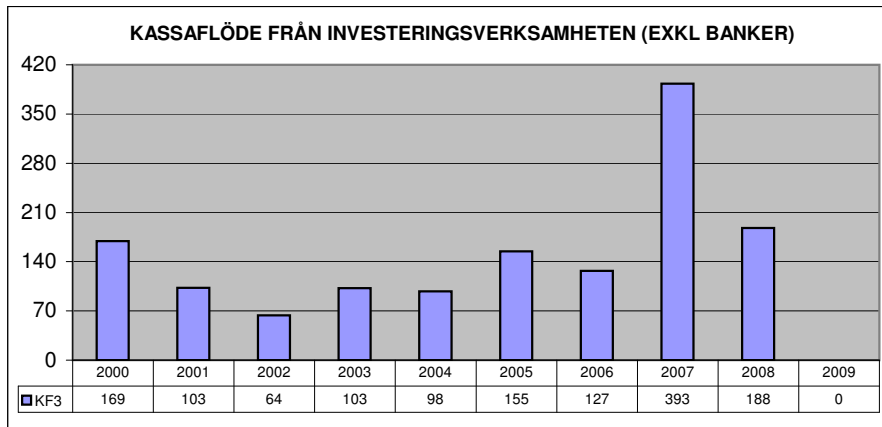
BELOPP MILJARDER SEK
ACKUMULERAT BOLAG
NASDAQ OMX NORDIC
(EXKLUSIVE BANKER)

| INBINV 2000 | INBINV 2001 | INBINV 2002 | INBINV 2003 | INBINV 2004 | INBINV 2005 | INBINV 2006 | INBINV 2007 | INBINV 2008 | INBINV 2009 |
|----------------|----------------|----------------|----------------|----------------|----------------|----------------|----------------|----------------|----------------|
| 120 | 134 | 98 | 59 | 82 | 64 | 135 | 100 | 101 | 0 |



BELOPP MILJARDER SEK
ACKUMULERAT BOLAG
NASDAQ OMX NORDIC
(EXKLUSIVE BANKER)

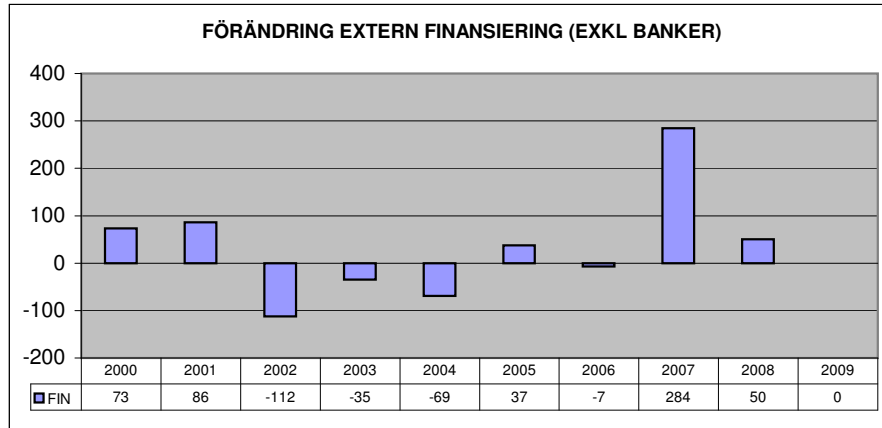
| KF3 2000 | KF3 2001 | KF3 2002 | KF3 2003 | KF3 2004 | KF3 2005 | KF3 2006 | KF3 2007 | KF3 2008 | KF3 2009 |
|-------------|-------------|-------------|-------------|-------------|-------------|-------------|-------------|-------------|-------------|
| 169 | 103 | 64 | 103 | 98 | 155 | 127 | 393 | 188 | 0 |



HISTORISKA EKONOMISKA DATA 2000-2008

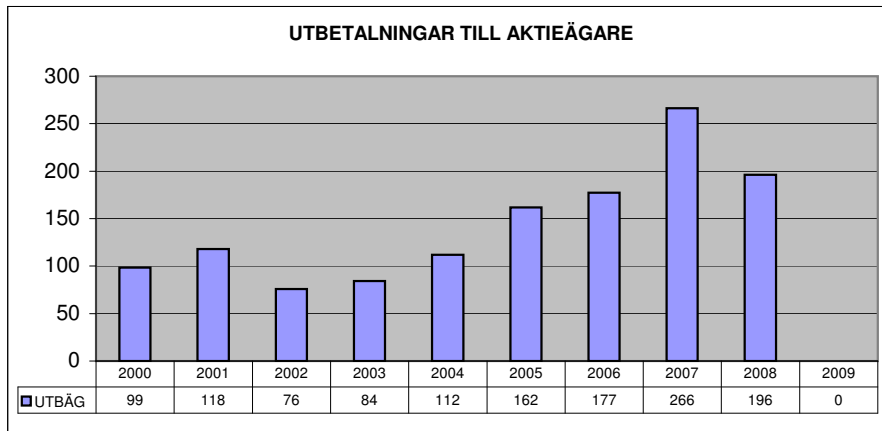
BELOPP MILJARDER SEK
ACKUMULERAT BOLAG
NASDAQ OMX NORDIC
(EXKLUSIVE BANKER)

| FIN | FIN | FIN | FIN | FIN | FIN | FIN | FIN | FIN | FIN | FIN |
|------|------|------|------|------|------|------|------|------|------|-----|
| 2000 | 2001 | 2002 | 2003 | 2004 | 2005 | 2006 | 2007 | 2008 | 2009 | |
| 73 | 86 | -112 | -35 | -69 | 37 | -7 | 284 | 50 | 0 | |



BELOPP MILJARDER SEK
ACKUMULERAT BOLAG
NASDAQ OMX NORDIC

| UTBAG | UTBAG | UTBAG | UTBAG | UTBAG | UTBAG | UTBAG | UTBAG | UTBAG | UTBAG | UTBAG |
|-------|-------|-------|-------|-------|-------|-------|-------|-------|-------|-------|
| 2000 | 2001 | 2002 | 2003 | 2004 | 2005 | 2006 | 2007 | 2008 | 2009 | |
| 99 | 118 | 76 | 84 | 112 | 162 | 177 | 266 | 196 | 0 | |



BELOPP MILJARDER SEK
ACKUMULERAT BOLAG
NASDAQ OMX NORDIC

| INBAG | INBAG | INBAG | INBAG | INBAG | INBAG | INBAG | INBAG | INBAG | INBAG | INBAG |
|-------|-------|-------|-------|-------|-------|-------|-------|-------|-------|-------|
| 2000 | 2001 | 2002 | 2003 | 2004 | 2005 | 2006 | 2007 | 2008 | 2009 | |
| 34 | 10 | 41 | 24 | 13 | 13 | 21 | 22 | 22 | 0 | |

